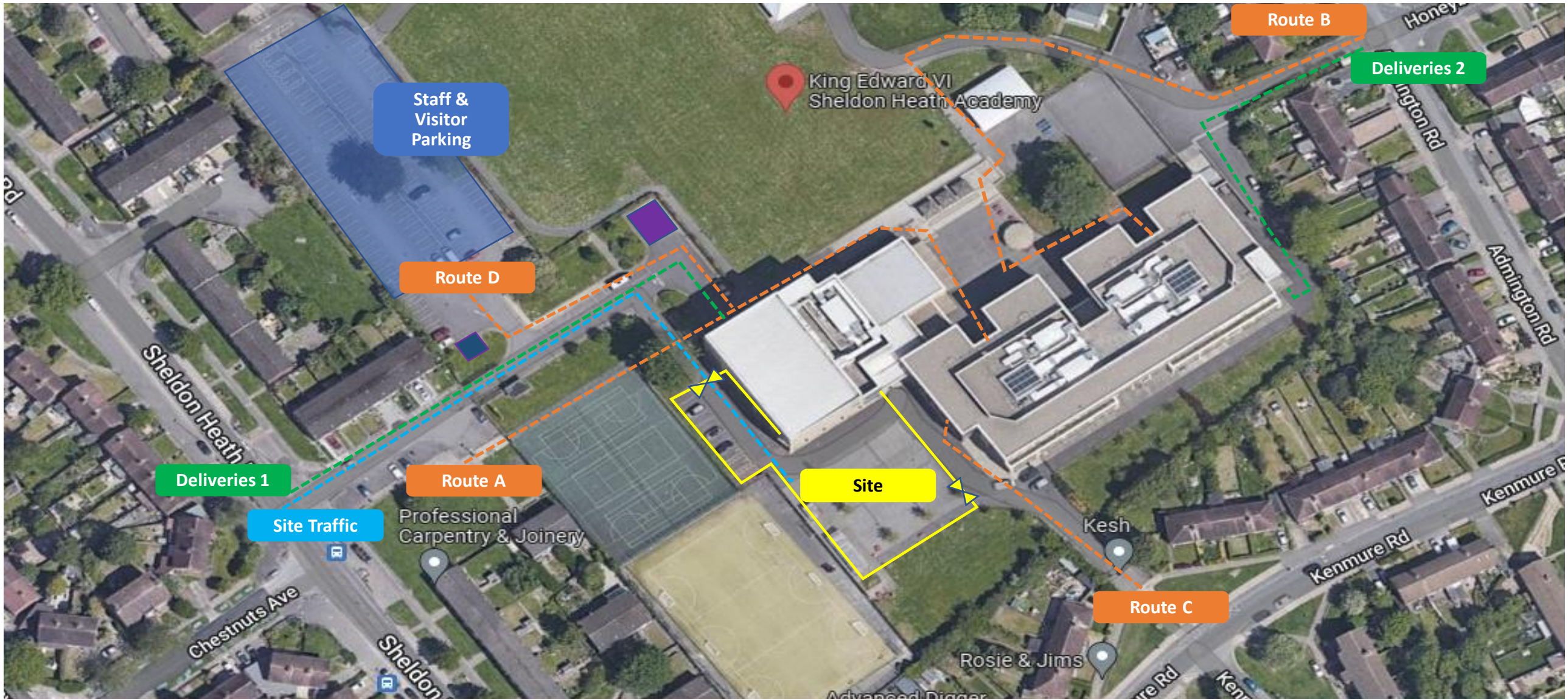


King Edward VI Sheldon Heath Academy: Extension Project



Site Logistics Plan: Access Routes



--- Student and Staff Access Routes*
(Route A, Route B, Route C and Route D)

--- School Deliveries (Route 1 and Route 2)

*Refer to next page for visitor route








— Construction Area: Line of solid hoarding

--- Site Access Route

■ Drop off Area for Disabled Students

■ Temporary Visitors Disabled Parking Bays

Site Logistics Plan: Construction Zone

-  Gateman's hut
-  Construction Area:
Line of solid hoarding
-  Site vehicle access gates
-  School visitor route (and level access to sports pitches)
-  Site compound and contractor parking
-  Material storage and drop off zone
-  Disabled person access to building / Secure fire evacuation route for students in dining hall

